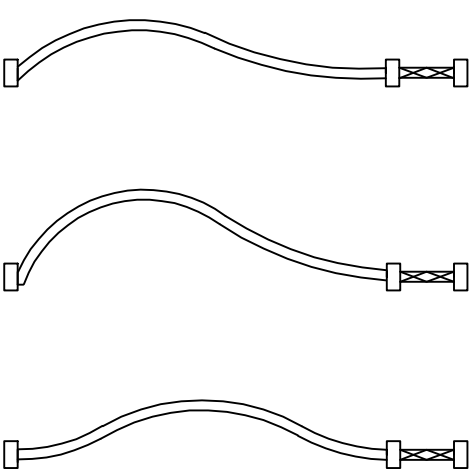


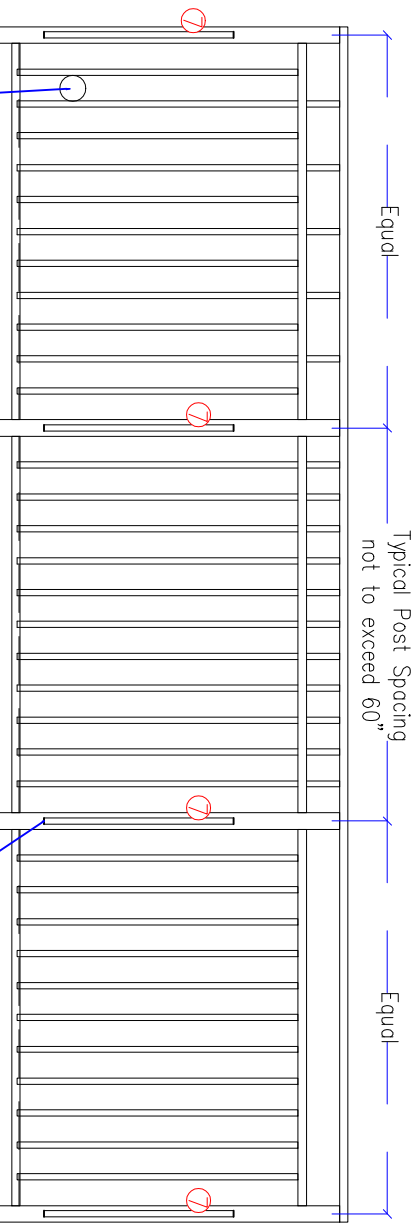
Typical Railing  
w/ Bevelled pickets



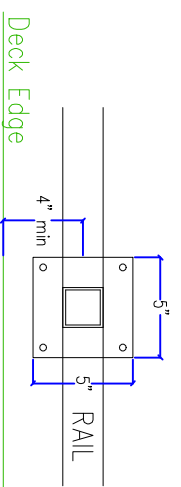
Option (A)    Option (B)    Option (C)

Beellow Options

- Material**
- 1) See Top Cap Styles
  - 2) 1 1/2" or 2" SQ. x .093 (Depends on cap selection)
  - 3) 3.4" SQ. x .0625 pickets "Beellowed"
  - 4) 2" x 1" x .125 punched channel
  - 5) 5" x 5" x 1/4" Flange Plate
  - 6) 1" x 2" x 1/8" rectangular tube
  - 7) Bellows welded to posts




Typical Balcony Railing  
with Beellow Pickets



Rail From Deck Edge

See "Mounting Styles" for other options

- Notes:**
- 1) Material: EXTRUDED ALUMINUM GRADE 6000 SERIES T5 OR T6 AS AVAILABLE
  - 2) FABRICATION: ALL RAIL SECTIONS TO BE WELDED.
  - 3) FINISH: ALL PRODUCTS TO BE POWDER COATED STANDARD COLOR UNLESS OTHER FINISHING METHOD IS REQUIRED.



SEO - Beellow\_Rail

11307 Distribution Ave East  
Jacksonville, FL 32256  
904-292-0933 ph.  
904-292-0588 fax