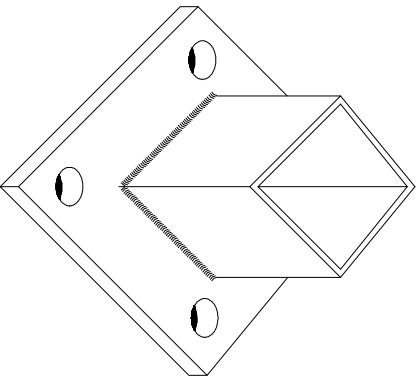


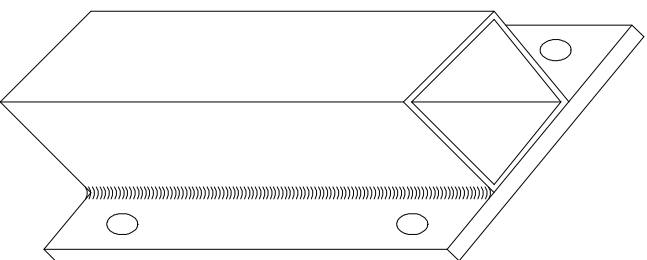
# Mounting Styles

Notes:

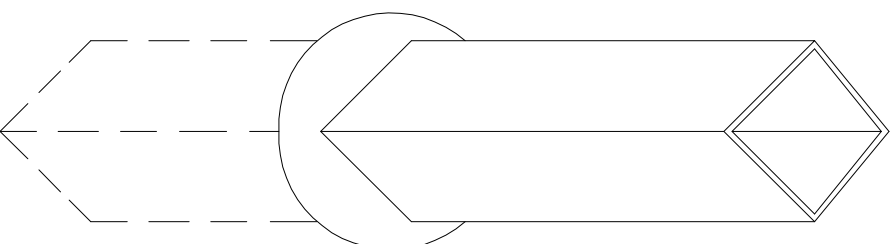
- 1) Material: EXTRUDED ALUMINUM GRADE 6000 SERIES T5 OR T6 AS AVAILABLE
- 2) FABRICATION: ALL RAIL SECTIONS TO BE WELDED.
- 3) FINISH: ALL PRODUCTS TO BE POWDER COATED STANDARD COLOR UNLESS OTHER FINISHING METHOD IS REQUIRED.



Extruded Welded Flanges




Fascia Mount Detail



4" Core Drilled Hole

Post Set In Non Shrink Grout



SEO — Top Cap Styles

11307 Distribution Ave East  
Jacksonville, FL 32256  
904-292-0933 ph.  
904-292-0588 fax